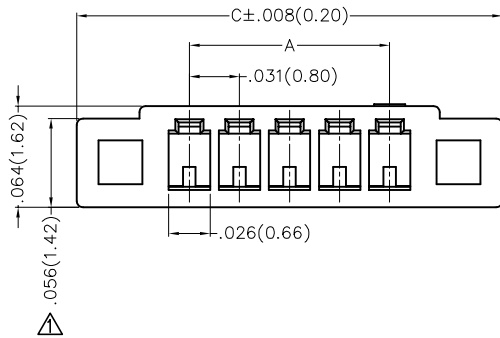
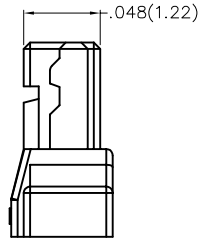
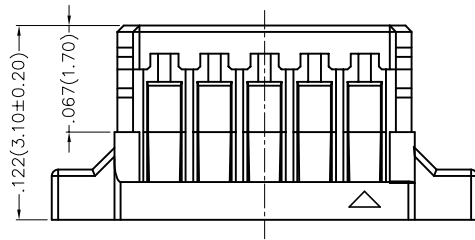
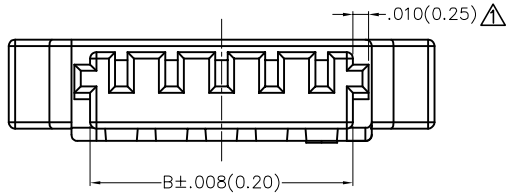


REV	LOCATIONS	DESCRIPTION	DATE	REVISER	APPD
1	△	1. Material change, 2. Add dimensions	15/APR/20	KATE	CHERRY



Electrical
 Temperature Range—Operating: -25°C~+85°C
 Material and Plating
 △ Housing: PA46 (UL 94V-0)
 Applicable Terminal: FT08001
 Mates With: FWF08001, FWF08002 Series

Ordering Information

FHG 080 02 — S XX M 6 W5 B
 1 2 3 4 5 6 7 8 9

1	Category FHG—Housing	2	Series Number 080—Pitch0.80mm	3	Distinction No. 02	4	Row Option S—Single Row
5	Circuits XX	6	Type M—Male	7	Material—Resin 6—PA46 △	8	Color—Resin W5—Natural
		9	Packaging B—PE Bag				

Circuits (n)	Part No. △	Dimensions(in/mm)			Circuits (n)	Part No. △	Dimensions(in/mm)		
		A	B	C			A	B	C
2	FHG08002—S02M6W5B	.031(0.80)	.071(1.80)	.173(4.40)	10	FHG08002—S10M6W5B	.283(7.20)	.323(8.20)	.425(10.80)
3	FHG08002—S03M6W5B	.063(1.60)	.102(2.60)	.205(5.20)	11	FHG08002—S11M6W5B	.315(8.00)	.354(9.00)	.457(11.60)
4	FHG08002—S04M6W5B	.094(2.40)	.134(3.40)	.236(6.00)	12	FHG08002—S12M6W5B	.346(8.80)	.386(9.80)	.488(12.40)
5	FHG08002—S05M6W5B	.126(3.20)	.165(4.20)	.268(6.80)	13	FHG08002—S13M6W5B	.378(9.60)	.417(10.60)	.520(13.20)
6	FHG08002—S06M6W5B	.157(4.00)	.197(5.00)	.299(7.60)	14	FHG08002—S14M6W5B	.409(10.40)	.449(11.40)	.551(14.00)
7	FHG08002—S07M6W5B	.189(4.80)	.228(5.80)	.331(8.40)	15	FHG08002—S15M6W5B	.441(11.20)	.480(12.20)	.583(14.80)
8	FHG08002—S08M6W5B	.220(5.60)	.260(6.60)	.362(9.20)	16	FHG08002—S16M6W5B	.472(12.00)	.512(13.00)	.614(15.60)
9	FHG08002—S09M6W5B	.252(6.40)	.291(7.40)	.394(10.00)	20	FHG08002—S20M6W5B	.598(15.20)	.638(16.20)	.740(18.80)

 THIRD ANGLE PROJECTION	GENERAL TOLERANCES (UNLESS SPECIFIED)		APPROVE BY FRANK	DATE 04/JUN/15	PART NO. FHG08002—SXXM6W5B	ITEM NO. FHG08002	 Leader Of Industry	
	DESIGN UNITS Inch (metric)	X.±.012(0.30) X.X±.008(0.20)	X.±5' .X'±2'	CHECKED BY CHERRY	DATE 04/JUN/15	TITLE Wire to Board Pitch 0.8mm(Housing)		REV 1
SCALE 5:1	SIZE A4	X.XX±.006(0.15) X.XXX±.004(0.10)	.XX'±1' .XXX'±0.5'	DRAWN BY KATE	DATE 04/JUN/15	THIS DRAWING CONTAINS INFORMATION THAT IS PROPRIETARY TO TXGA INDUSTRIAL ELECTRONICS(S.Z)CO.,LTD AND SHOULD NOT BE USED WITHOUT WRITTEN PERMISSION		